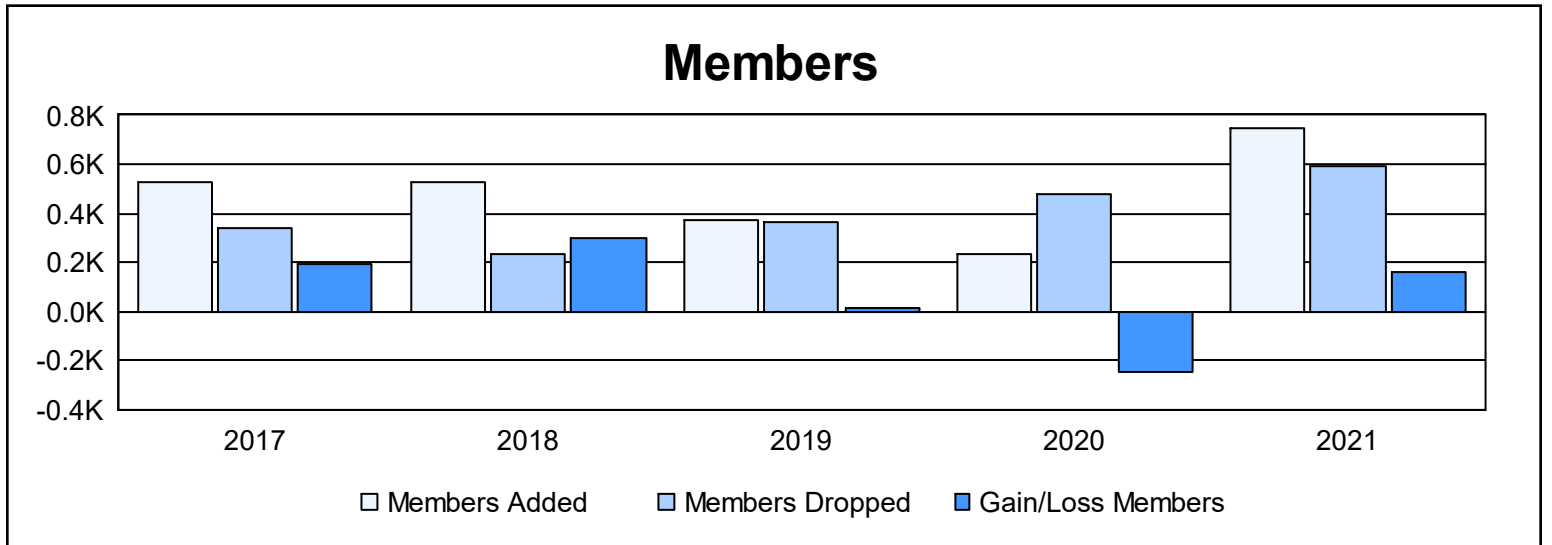
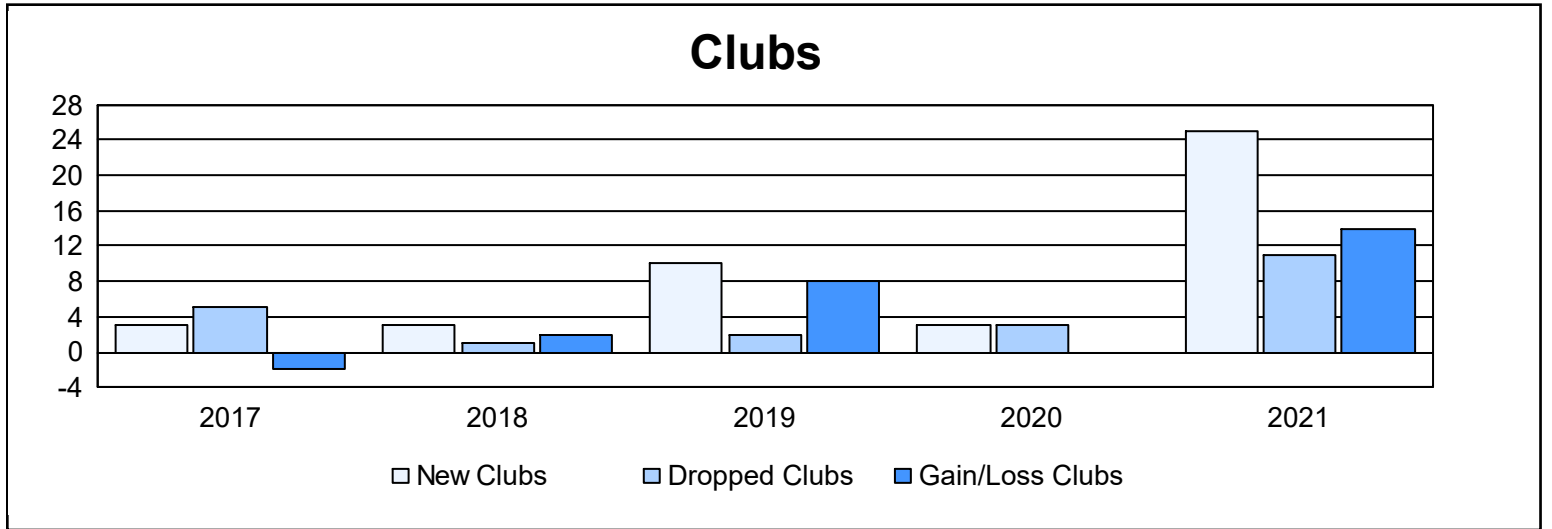
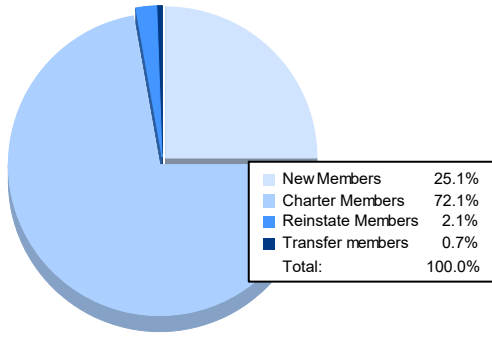


| Year           | New Clubs | Dropped Clubs | Gain/ Loss Clubs | New Members | Charter Members | Reinstate Members | Transfer Members | Total Member Added | Total Members Dropped | Gain/ Loss Members |
|----------------|-----------|---------------|------------------|-------------|-----------------|-------------------|------------------|--------------------|-----------------------|--------------------|
| 2016-2017      | 3         | 5             | -2               | 298         | 136             | 72                | 24               | 530                | 341                   | 189                |
| 2017-2018      | 3         | 1             | 2                | 402         | 101             | 23                | 4                | 530                | 230                   | 300                |
| 2018-2019      | 10        | 2             | 8                | 120         | 248             | 5                 | 0                | 373                | 363                   | 10                 |
| 2019-2020      | 3         | 3             | 0                | 123         | 80              | 30                | 2                | 235                | 482                   | -247               |
| 2020-2021      | 25        | 11            | 14               | 188         | 540             | 16                | 5                | 749                | 592                   | 157                |
| <b>Average</b> | <b>9</b>  | <b>4</b>      | <b>4</b>         | <b>226</b>  | <b>221</b>      | <b>29</b>         | <b>7</b>         | <b>483</b>         | <b>402</b>            | <b>82</b>          |



### Membership Composition June 2021 Cumulative



### Gender Composition June 2021 Cumulative

